

Mini Track Loaders / MT100 Mini Track Loader

MT100 Loader Specifications & Options

Review complete specs for the MT100 mini track loader and see how it stacks up to other models.

Standard

☒

Optional

N/A

Not Applicable

UnitsUS

Bobcat MT100	
Emissions Tier (EPA)	Tier 4
Engine Cooling	Liquid
Engine Fuel	Diesel
Displacement	55 in³
Number of Cylinders	3
Horsepower	24.8 hp

## Performance

Rated Operating Capacity (ISO)	1,000 lb
ROC (ISO) with Standard Counterweight - Undercarriage Position	n/a
ROC (ISO) with Standard Counterweight - Rear Upright Position	n/a
Carry Position ROC with Standard Counterweight -UnderCarriage Position	n/a
Carry Position ROC with Standard Counterweight - Rear Upright Position	n/a
Tipping Load	2898 lb
Operating Weight	3390 lb
Ground Pressure (Rubber)	5.25 psi
Travel Speed	4.1 mph
Travel Speed - Reverse	2.9 mph

## Capacities

Fuel Tank	7 gal
-----------	-------











## Hydraulic System

Pump Capacity	12 gal/min
System Relief @ Quick Couplers	2,900 psi
Auxiliary Std Flow	12 gal/min

## Dimension

Length	106.2 in
Width	35.6 in
Height	54.6 in
Height to Bucket Hinge Pin	80.9 in
Length of track on ground	41.4 in
Reach @ Maximum Height	18.6 in

## Features

Lift-Arm Support	
Auxiliary Hydraulics	
Spark Arrestor Muffler	
Bob-Tach Attachment System	
Reverse Travel Stop Panel	N/A
Wide Track	
Neutral Start Interlocks	
Lift Arm Lockout With Manual Bypass	
Tilt Lockout	
Built-In Tie Down & Crane/Lift Locations	
Ride-on Platform	

Certain specification(s) are based on engineering calculations and are not actual measurements. Specification(s) are provided for comparison purposes only and are subject to change without notice. Specification(s) for your individual equipment will vary based on normal variations in design, manufacturing, operating conditions, and other factors.